

OAP Home Reading Instructions

The home reading program is a great opportunity to share reading time with your child.



Students collect 5 pieces of home reading each week.


1. Levelled Reader - your child can read with minimal assistance
2. Decodable Book - your child can read with minimal assistance
3. High interest, 1 page reading material - read with your child
4. Library book of choice - read with your child
5. Library book of choice - read with your child

Books are exchanged in library class.

Every Thursday for Grades 1 & 2

Every Friday for Grade 3

Alternate Fridays for Kindergarten



How to help a child with a levelled reader

Children may encounter unfamiliar words which they may not be able to fully "sound out". If your child is struggling with a word, encourage them to sound out as many sounds as possible, use the pictures to help, and tell them the word, if needed. This builds vocabulary and helps build connections in our brains.

How to help a child with a decodable book

Decodable books are designed to be able to be fully "sounded out". They incorporate repetitive sounds. Children may need assistance with a sound once or twice but as that sound repeats, try reminding them the sound made earlier in the book.

For example, if your child knew the word "much" but are struggling with "such" you can say "What sound did the ch make in the word 'much'? It makes the same sound in this word."

High Interest, 1 page reading material

This will include poems, comics and more. This will be a paper sheet sent home each week, you are welcome to keep these if you wish. Some children may be able to read this on their own or with some help, if this is too difficult for your child please read it to them.

Library books of choice

Your child may be able to read these books themselves or you may need to read these to them. Reading aloud with children has been proven to:

- Develop stronger vocabulary
- Build connections between spoken and written word
- Provide enjoyment
- Promote bonding
- Increase attention span
- Provide a safe way of exploring strong emotions
- Promote bonding

After reading, ask your child some questions about what they have read. Some books include questions on the front or back cover.



Keep this sheet
handy to reference
throughout the year

OAP Home Reading FAQs

- **What if I feel these books are too easy or too hard for my child?**

If you ever feel your child needs a different level of book please reach out to your child's teacher. Teachers will be adjusting the levels as we go through the year.

- **Do I need to fill out paperwork or sign that my child and I have read these books? Is this mandatory to participate in?**

No, reading with your child is a time for bonding, growth, and celebrating success. This is not a homework assignment, rather this is an opportunity to help your child learn and succeed. The more reading we do with children the more likely they are to become strong readers.

- **We didn't finish all of our reading this week, can we keep them for another week?**

This is entirely up to you, your child is free to exchange the books for new ones or keep the same ones.

- **Why has my child taken the same books home that they have already read?**

Children will be picking out their own books, it's possible they enjoy the repetition. Unfortunately, we do have a limited number of books of each level, if you feel you are seeing the same books over and over again reach out to your child's teacher and request the next level up.

- **I am unavailable to read with my child, can an older sibling help out?**

Of course! Anyone who is a strong reader and has a positive relationship with your child is a great choice!

- **I need some assistance helping my child, where can I go to learn more?**

Check out the attached sheet for some additional strategies. If you are looking for additional help, please reach out to your child's teacher. We will also be posting some demonstration videos soon, please watch our Facebook page.

- **Is it possible to receive additional books each week?**






We will not be sending additional books home at this time. For additional levelled readers please log on to Raz Kids. Your child's log in information is below.

A big thank you to OAP school council for purchasing our new home reading books!



Prompting Readers

when they are "STUCK" (3P's)

Pause	1. Pause: Give students wait time- a chance to try the word/sentence.	
Prompt	2. Say, "Look closely at the letters."	
	3. Say "slide through each sound" (using finger to point).	
	4. Say "What is the word?"	
	5. Say "Does that make sense?" ***If read incorrectly, Fix it up! Say... "What other sounds could we try? Or Do those letters make any other sounds?"	
Praise	6. Praise (e.g. "You read that sentence so fluently, You made an error but you fixed it on your own etc.	